

Please check the examination details below before entering your candidate information

Candidate surname		Other names	
Centre Number		Candidate Number	
<b>Pearson Edexcel</b> <b>Level 1/Level 2 GCSE (9–1)</b>		<div style="display: flex; justify-content: space-around;"> <div style="border: 1px solid black; width: 20px; height: 20px;"></div> <div style="border: 1px solid black; width: 20px; height: 20px;"></div> <div style="border: 1px solid black; width: 20px; height: 20px;"></div> <div style="border: 1px solid black; width: 20px; height: 20px;"></div> <div style="border: 1px solid black; width: 20px; height: 20px;"></div> </div> <div style="display: flex; justify-content: space-around;"> <div style="border: 1px solid black; width: 20px; height: 20px;"></div> <div style="border: 1px solid black; width: 20px; height: 20px;"></div> <div style="border: 1px solid black; width: 20px; height: 20px;"></div> <div style="border: 1px solid black; width: 20px; height: 20px;"></div> </div>	
<b>Wednesday 10 June 2020</b>			
Morning (Time: 1 hour 10 minutes)		Paper Reference <b>1SC0/2CH</b>	
<b>Combined Science</b> <b>Paper 5</b>			
<b>Higher Tier</b>			
<b>You must have:</b> Calculator, ruler			Total Marks

### Instructions

- Use **black** ink or ball-point pen.
- **Fill in the boxes** at the top of this page with your name, centre number and candidate number.
- Answer **all** questions.
- Answer the questions in the spaces provided  
– *there may be more space than you need.*
- Calculators may be used.
- Any diagrams may NOT be accurately drawn, unless otherwise indicated.
- You must **show all your working out** with **your answer clearly identified** at the **end of your solution**.

### Information

- The total mark for this paper is 60.
- The marks for **each** question are shown in brackets  
– *use this as a guide as to how much time to spend on each question.*
- In questions marked with an **asterisk (\*)**, marks will be awarded for your ability to structure your answer logically showing how the points that you make are related or follow on from each other where appropriate.
- A periodic table is printed on the back cover of this paper.

### Advice

- Read each question carefully before you start to answer it.
- Try to answer every question.
- Check your answers if you have time at the end.

Turn over ►

R62097A

©2020 Pearson Education Ltd.

1/

Answer ALL questions. Write your answers in the spaces provided.

Some questions must be answered with a cross in a box ☐. If you change your mind about an answer, put a line through the box ☒ and then mark your new answer with a cross ☐.

- 1 (a) An atom of potassium has atomic number 19 and mass number 39.

(i) Give the electronic configuration of this potassium atom.

(1)

(ii) This potassium atom forms the ion  $K^+$ .

Which row shows the number of protons and the number of neutrons in this potassium ion,  $K^+$ ?

(1)

	number of protons	number of neutrons
<input type="checkbox"/> A	19	19
<input type="checkbox"/> B	19	20
<input type="checkbox"/> C	20	19
<input type="checkbox"/> D	20	20

- (b) Potassium and caesium are in the same group of the periodic table.

Explain, in terms of electrons, why potassium and caesium are in the same group.

(2)

- (c) Fluorine boils at  $-188^\circ\text{C}$ .

There are forces between fluorine molecules.

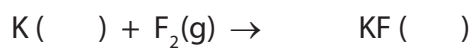
Explain, in terms of these forces, why the boiling point of fluorine is low.

(2)

- (d) Potassium reacts with fluorine to form potassium fluoride.  
Potassium fluoride is a solid.

Complete the balanced equation for this reaction and add the state symbols.

(3)



**(Total for Question 1 = 9 marks)**

- 2 Calcium carbonate reacts with dilute hydrochloric acid to produce carbon dioxide gas.

The rate of reaction between calcium carbonate and dilute hydrochloric acid at room temperature was investigated.

- (a) The investigation was carried out with different sized calcium carbonate pieces.

The mass of calcium carbonate and all other conditions were kept the same.

The results are shown in Figure 1.

size of calcium carbonate pieces used	volume of carbon dioxide gas produced in five minutes in $\text{cm}^3$
large	16
small	48
powder	90

**Figure 1**

State, using the information in Figure 1, the effect of the surface area of the calcium carbonate on the rate of this reaction.

(1)

- (b) The calcium carbonate powder produced  $90 \text{ cm}^3$  of carbon dioxide in five minutes.

Calculate the average rate of reaction in  $\text{cm}^3 \text{ s}^{-1}$ .

(3)

average rate of reaction =  $\text{cm}^3 \text{ s}^{-1}$

- (c) The experiments were repeated at a higher temperature.  
The rate of reaction for each experiment increased.

Explain, in terms of particles, why the rate of reaction increased when the temperature was increased.

(3)

---

**(Total for Question 2 = 7 marks)**

- 3 (a) Sodium thiosulfate solution,  $\text{Na}_2\text{S}_2\text{O}_3$ , reacts with dilute hydrochloric acid.



- (i) When dilute hydrochloric acid is mixed with sodium thiosulfate solution, the mixture turns cloudy.

Explain why the mixture turns cloudy.

(2)

- (ii) In an investigation, different concentrations of hydrochloric acid are reacted with sodium thiosulfate solution.

The mixture goes cloudy at different rates.

Describe how the rate at which the mixture goes cloudy can be measured.

(3)

- (iii) You are provided with some dilute hydrochloric acid which has a concentration of  $50 \text{ g dm}^{-3}$ .

For this experiment, dilute hydrochloric acid with a concentration of  $20 \text{ g dm}^{-3}$  is required.


How much water must be added to  $100 \text{ cm}^3$  of  $50 \text{ g dm}^{-3}$  hydrochloric acid to make dilute hydrochloric acid with a concentration of  $20 \text{ g dm}^{-3}$ ?

(1)

- ☐ A  $200 \text{ cm}^3$
- ☐ B  $150 \text{ cm}^3$
- ☐ C  $100 \text{ cm}^3$
- ☐ D  $50 \text{ cm}^3$

(b) Sodium iodide solution is colourless.

When a solution of bromine is added to sodium iodide solution, a reaction occurs.



(i) The mixture turns brown.

Give the name of the substance causing the brown colour.

(1)

(ii) Explain which substance has been reduced in this reaction.

(2)

**(Total for Question 3 = 9 marks)**

- 4 (a) Air contains several gaseous elements.

Which of these shows the three most common gaseous elements in air, listed in order from the most common to the least common?

(1)

- ☐ **A** oxygen, chlorine, nitrogen
- ☐ **B** nitrogen, oxygen, hydrogen
- ☐ **C** oxygen, nitrogen, helium
- ☐ **D** nitrogen, oxygen, argon

- (b) The density of a gas can be found using the equation

$$\text{density} = \frac{\text{mass}}{\text{volume}}$$

A student carried out an experiment to find the density of argon.

The mass of a stopper and flask, containing no gas, was known.  
The flask was completely filled with argon and its mass measured.

Figure 2 shows the results the student wrote down.

mass of stopper and flask in g	78.639
mass of stopper and flask full of argon in g	79.120
volume of flask in cm <sup>3</sup>	250.0

**Figure 2**

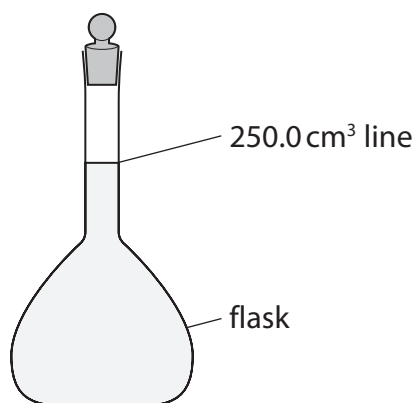
- (i) Use the results to calculate the density of argon in g cm<sup>-3</sup>.

(2)

density of argon = g cm<sup>-3</sup>



- (ii) The flask used for the experiment is shown in Figure 3.  
The flask holds  $250.0\text{ cm}^3$  when filled up to the line.



**Figure 3**

There is an error in the volume the student has used in the calculation.  
This would give an incorrect value for the density of argon.

Identify this error and state what should be done to correct it.

(2)

error

what should be done to correct it

- (c) Four of the noble gases are argon, helium, krypton and neon.

Give these gases in order of increasing density.

(2)

- (d) Much of the carbon dioxide present in the Earth's early atmosphere dissolved into the oceans.

This led to the formation of compounds including calcium carbonate,  $\text{CaCO}_3$ .

Some of the calcium carbonate reacted with magnesium ions to form dolomite,  $\text{CaMg}(\text{CO}_3)_2$ .

Complete the **ionic** equation for the reaction of calcium carbonate with magnesium ions.

(2)



- (e) **P** and **Q** are both mixtures of gases.

One has the same composition as the early atmosphere and the other has the same composition as the current atmosphere.

Tests are carried out on gas mixtures **P** and **Q**.

The test for carbon dioxide is to bubble the gas into limewater; if carbon dioxide is present calcium carbonate is formed.

The results of the tests are shown in Figure 4.

test	result with gas mixture P	result with gas mixture Q
bubble gas into limewater	white precipitate forms after 4 minutes	white precipitate forms after 10 seconds
place burning splint into gas mixture	splint continues to burn	splint immediately goes out

**Figure 4**

Explain, using the data in Figure 4, which gas mixture represents the early atmosphere. (2)

(Total for Question 4 = 11 marks)

DO NOT WRITE IN THIS AREA

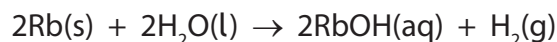
DO NOT WRITE IN THIS AREA

DO NOT WRITE IN THIS AREA

**BLANK PAGE**

5 The first four elements in group 1 are lithium, sodium, potassium and rubidium.

(a) Rubidium reacts with water to form rubidium hydroxide and hydrogen.



- (i) Predict what you would **see** when a small piece of rubidium is placed in a large volume of water.

(3)

- (ii) Why is rubidium more reactive than potassium?

(1)

- ☐ **A** the metallic bonds in rubidium are weaker than those in potassium
- ☐ **B** rubidium is a softer metal than potassium
- ☐ **C** the outer electron of a rubidium atom is further from the nucleus than potassium's
- ☐ **D** rubidium has a more exothermic reaction with water than potassium does

- (iii) 8.5 g of rubidium are reacted completely with water.

The reaction makes a solution of rubidium hydroxide.

The volume of this solution is 2.5 dm<sup>3</sup>.

Calculate the concentration of the rubidium hydroxide solution in g dm<sup>-3</sup>.

(relative atomic mass: Rb = 85; relative formula mass: RbOH = 102)

(4)

concentration =

g dm<sup>-3</sup>

- (b) An example of an endothermic reaction is the reaction between rubidium hydroxide and ammonium carbonate,  $(\text{NH}_4)_2\text{CO}_3$ .

This reaction forms rubidium carbonate,  $\text{Rb}_2\text{CO}_3$ , ammonia and one other product.

Write the balanced equation for this reaction.

(3)

---

(Total for Question 5 = 11 marks)

6 (a) An impure hydrocarbon fuel is burned in the apparatus in Figure 5.

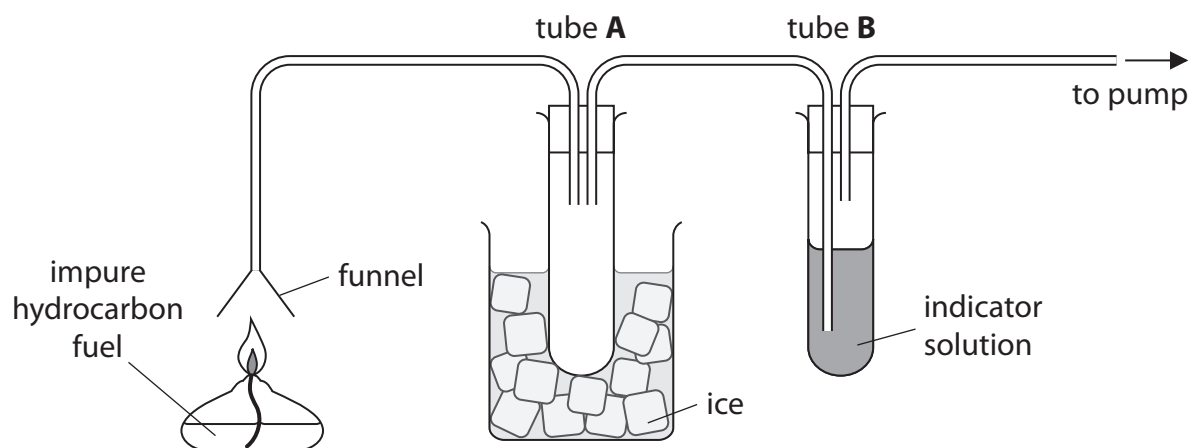


Figure 5

When the fuel is burned

- the funnel becomes hot
- a colourless liquid forms in tube **A**
- the indicator in tube **B** changes colour to show an acidic gas.

Explain these observations.

(3)

DO NOT WRITE IN THIS AREA

DO NOT WRITE IN THIS AREA

DO NOT WRITE IN THIS AREA

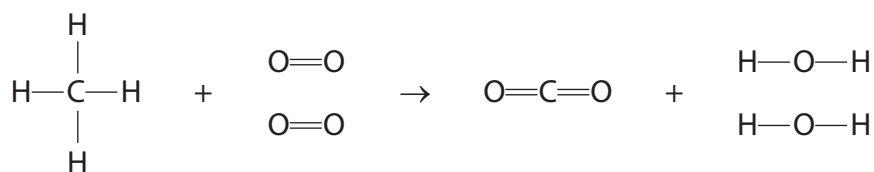
(b) The energies of some bonds are shown in Figure 6.

bond	bond energy in $\text{kJ mol}^{-1}$
C—H	435
O=O	496
C=O	805
H—O	463

**Figure 6**

Methane burns in oxygen to form carbon dioxide and water.

The equation shows the structures of the molecules.



Calculate the energy change, in  $\text{kJ mol}^{-1}$ , for this reaction.

(4)

energy change =  $\text{kJ mol}^{-1}$

\*(c) Petrol and diesel are used as fuels for cars.

The emissions from three similar sized cars were investigated.

The first car was the oldest, had no catalytic converter and used petrol.

The other two cars were only a few years old.

One of these was fitted with a catalytic converter and used petrol and the other car used diesel.

Figure 7 shows the emissions in grams for each kilometre travelled by these three cars.

	emissions in g km <sup>-1</sup>			
	carbon monoxide	nitrogen oxides	carbon dioxide	carbon particulates
car with no catalytic converter using petrol	1.60	0.09	180	0.00
car with catalytic converter using petrol	0.67	0.02	180	0.00
car using diesel	0.05	0.19	130	0.02

**Figure 7**

Discuss and compare the impact on the environment of the emissions from these three cars using the information from Figure 7.

(6)



DO NOT WRITE IN THIS AREA

DO NOT WRITE IN THIS AREA

DO NOT WRITE IN THIS AREA

---

**(Total for Question 6 = 13 marks)**

---

**TOTAL FOR PAPER = 60 MARKS**

DO NOT WRITE IN THIS AREA

DO NOT WRITE IN THIS AREA

DO NOT WRITE IN THIS AREA

**BLANK PAGE**

DO NOT WRITE IN THIS AREA

DO NOT WRITE IN THIS AREA

DO NOT WRITE IN THIS AREA

**BLANK PAGE**

The periodic table of the elements																	
1	2											3	4	5	6	7	0

*The relative atomic masses of copper and chlorine have not been rounded to the nearest whole number.*